

Circle all the vowels (a, e, i, o, u) below.

e o f v e
g w
p a o f
o k e i h t
i r n y
q a
u s a b i b o
i r e u i
m u j u m

Match the uppercase letter to the lowercase letter.

A

k

D

f

K

p

F

a

P

d

U

w

I

f

K

u

W

q

Q

i

Y

n

B

e

E

c

N

b

C

y

J

t

H

e

M

j


T

h

Z

m

Look at the book below. Follow the directions.



Circle the title.

Draw a square around the author.


Circle the illustrator with a blue crayon.

Label the front cover.


Label the back cover.

Draw a line to the words that rhyme.


net




hit




sun





pig



hop



dog




pit




dig




wet



top

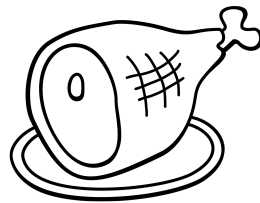



bun
bun







log


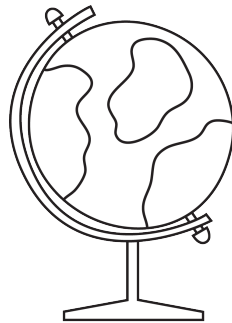

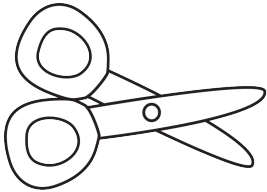

Circle the pictures that begin with /c/




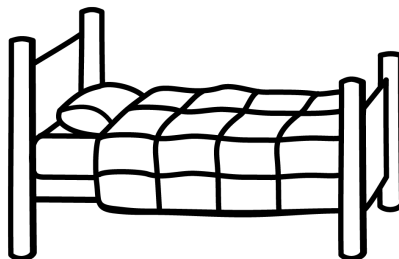



Circle the pictures that begin with /g/



Circle the pictures that begin with /s/



Circle the pictures that begin with /b/



Below are sight words that you can cut out and use as flashcards.

am

the

is

for

it

be

Below are sight words that you can cut out and use as flashcards.

me

can


my

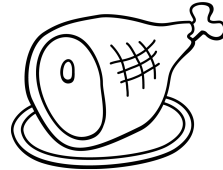
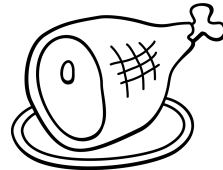
to

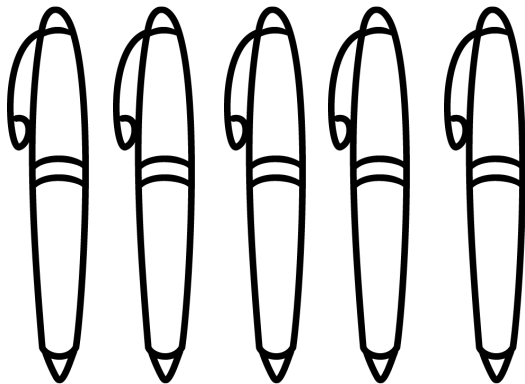
do


see

Count how many pictures and write it on the line.










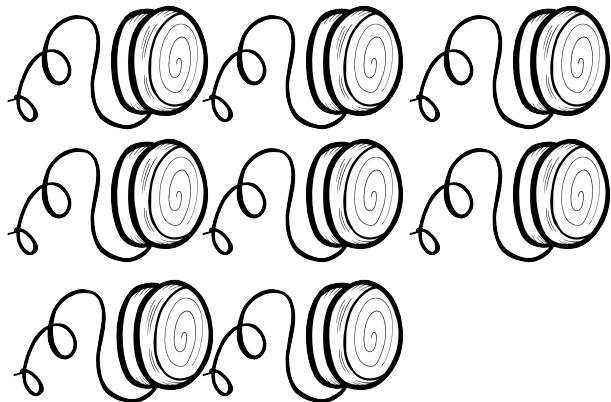


Count how many pictures and write it on the line.











Count how many apples and write it below. Write how many in all.





+




=

+

=






+





=

+

=



+


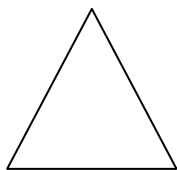

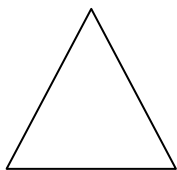


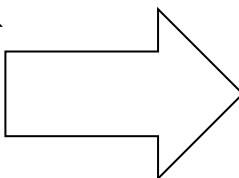

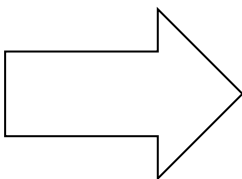
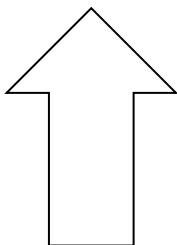
=





+





=

Finish the pattern.









Color the left hand blue.



Color the right hand red.



Color the box with the color that is written.

blue

green

yellow

red

brown

pink

orange

purple

black